

2008 SENECA®

2008 SENECA BY JAYCO

A NEW CLASS OF MOTORHOMES




MOTORHOMES BY JAYCO®



2008
SENECA™
CLASS C MOTORHOMES

You don't have to sacrifice the spacious comfort you enjoy to get an easy-to-drive touring vehicle. The Seneca motorhome gives you both. Its maneuverability makes driving a pleasure, even on narrow or winding city streets. And the richly appointed interiors are reminiscent of a fine hotel suite.



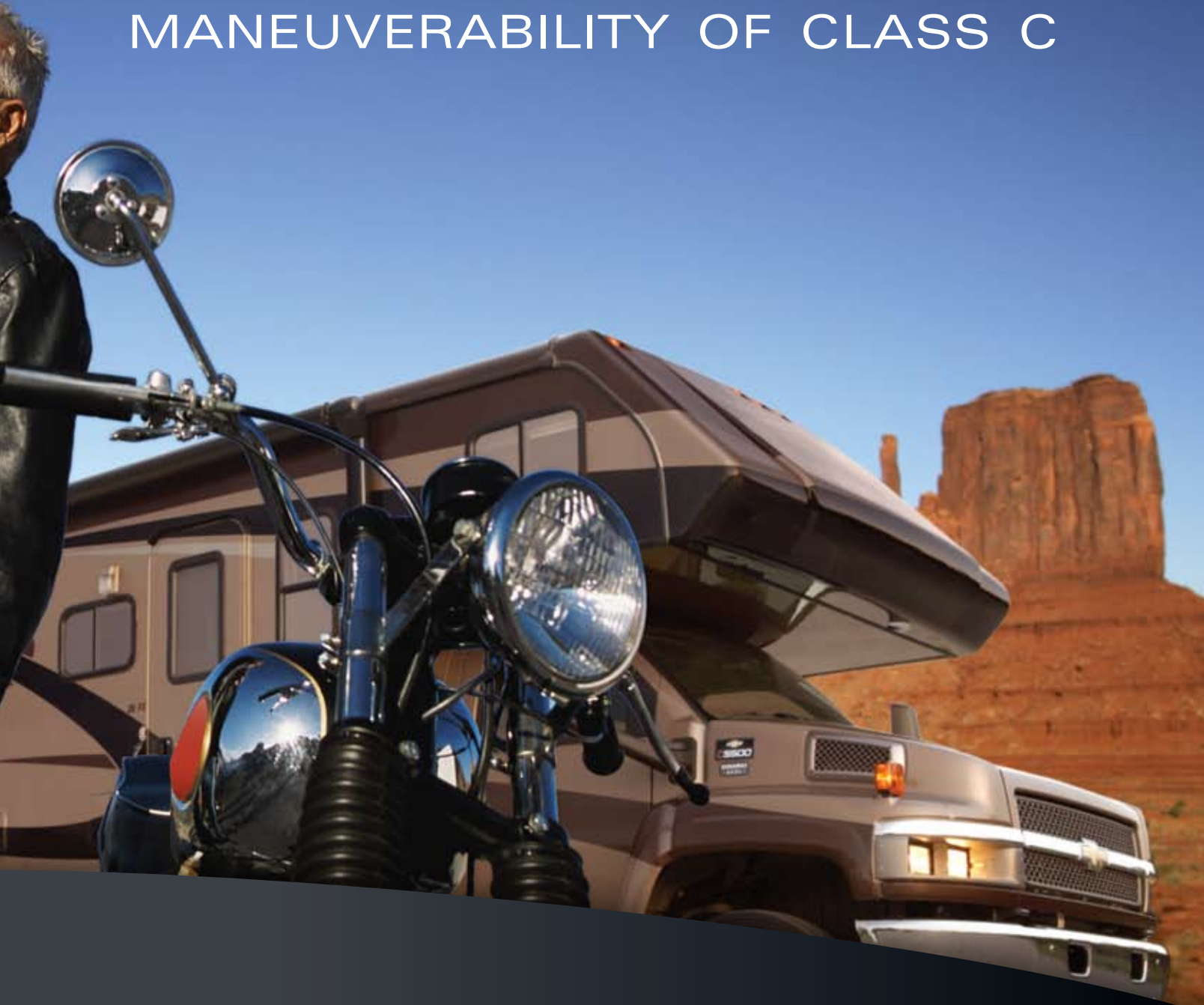
- 1 The Seneca is very comfortable to drive, thanks to the maneuverability of its 53-degree turning radius and the visibility offered by the large windshield and sloped hood.
- 2 Everything about the cabinetry says quality, from the Northridge Maple to the full extension ball-bearing drawer glides.
- 3 Decorative bronze lighting, such as the chandelier above the dinette, adds an elegant glow to the interior.



Celebrating 40 Years of Liveability

The Jayco story began in 1968 with a humble desire to build more comfortable and practical ways for families to explore the world together. Jayco has grown to become the largest privately owned manufacturer of recreation vehicles in North America. While our product line is more diverse than ever before, every unit we build shares a common attribute — liveability. Because we believe every journey should be easy to enjoy.

LUXURY OF CLASS A MANEUVERABILITY OF CLASS C



SENECA HD™



Standard Paint

SENECA ZX™



Standard Paint

Optional Premium Paint SENECA HD™ & ZX™



Dark Chestnut Premium Paint



Racing Red Premium Paint



SENECA HD™

MAXIMUM ROOM FOR ULTIMATE COMFORT

Stretch out and really relax — the Seneca HD is available in four spacious floorplans, ranging in size from a 35' single slide to a 37' triple slide. Each is furnished with a queen bed plus a leather hide-a-bed sofa to easily accom-

modate guests. You'll also appreciate the many upscale touches including radius-cornered J-stone™ solid surface countertops and plenty of raised panel cabinetry with bronze hardware. What's more, all this interior comfort is carefully

designed inside an easy-to-drive Class C motorhome. With the Seneca HD, you can maneuver through whatever travel routes are in your plans.



1

1 Practicality mixes with beauty in the Seneca's homestyle kitchen, which is equipped with a 3-burner range, J-Stone™ solid surface countertops and optional convection microwave.



2

2 Bronze fixtures, a mirrored medicine cabinet and glass shower doors add sophistication to the bathroom.



3

3 A decorative headboard accents the luxurious queen bed with pillow-top mattress, quilted bedspread and pillow shams. Halogen bronze reading lights further enhance the bedroom's ambiance.



1



2

SENECA ZX™

STORAGE FOR TOYS COMFORT FOR YOU

If you wouldn't dream of traveling without your toys, the Seneca ZX is the Class C for you. Think of it as a luxury home with an attached garage. The 90" x 96" power lift tailgate provides ample space for a couple of motorcycles or ATVs. And when you're not riding, you'll be enjoying the incredibly comfortable interior with many of the same furnishings and features found in the Seneca HD.




3

- 1 Enjoy TV viewing as you move about the Seneca ZX, thanks to the 19" LCD TV with swivel base.
- 2 Fully adjustable recliners in the cab help keep you comfortable, as does the cozy queen bunk.
- 3 The garage is lockable to keep your equipment secure at all times, and includes convenient overhead storage. The optional folding sofas provide additional seating.



The power lift tailgate has a 1,600-pound capacity, making it simple to move your motorcycles or ATVs from the ground to the garage in just seconds. Plus, the garage is lockable to keep your equipment secure at all times.





- 1 Visibility from the cab is maximized by the large windshield and sloped hood, allowing you to see objects as close as 13 feet from the bumper.
- 2 The Seneca's 53-degree turning radius means negotiating tight corners won't throw you any curves.

EASY TO MANEUVER COMFORTABLE TO DRIVE

You may have discovered that a Class A motorhome can be just too big to get where you want to go, especially when it involves narrow roads or lots of tight turns. That's why the streamlined size of the Seneca Class C motorhome is such a smart choice. Both the Seneca HD and Seneca ZX offer a 53-degree turning radius and set-back axle for maximum maneuverability.

To further enhance the Seneca's driving ease, it's designed with a long list of features to boost visibility and safety. In fact, if it weren't for the luxurious living space, you might think you were simply driving a light duty truck.



Safety Details

- 1 All Seneca models are constructed on a 22,000-pound Chevy™ Kodiak® chassis for maximum cargo carrying capacity. It sports a Duramax® V8 turbo diesel engine with 6-speed Allison® 1000 Series automatic transmission, power anti-lock brakes with power steering and all-wheel ABS (Anti-lock Braking System).
- 2 Enjoy peace of mind while on the road with quality highway tread tires and Alcoa® aluminum rims.
- 3 The optional built-in back-up camera and monitor provide an added layer of safety.
- 4 Heated and lighted, the large remote side mirrors with 6" x 7" convex sections boost safety by giving you a better view.



Seneca motorhomes are constructed with high quality materials using production techniques perfected over the past 40 years. Count on yours to look good, perform well for years and provide excellent resale value.

1. TuffShell™ vacuum-bonded laminated sidewalls add heavy-duty performance without heavy weight.
2. Smooth gel-coat fiberglass sidewalls create a surface that is both easy to maintain and abrasion resistant.
3. 3/16" plywood board adds strength to the sidewalls and roof.
4. Bead foam insulation (R-25 roof, R-9 floor, R-9 walls) helps keep the living space more comfortable.
5. Welded tubular aluminum sidewall framework offers lightweight durability.
6. One-piece, TuffShell™ vacuum-bonded laminated fiberglass roof is 5 inches thick.
7. Central air conditioning features dual foam insulated ducts for improved airflow and cooling.
8. The vinyl ceiling is padded to help deaden sound and provide a quieter interior.
9. Heavy-duty, retractable entrance steps are electric powered for ease of use.
10. Unitized, 1 1/2" laminated floor puts a firm foundation underfoot.
11. 3/8" Structurwood® flooring adds another layer of strength.
12. Carpet pad provides enhanced durability and comfort.
13. Attractive, easy-care carpet helps create a homelike interior.
14. One-piece underbelly covering greatly reduces drag for better fuel economy and protects from grime and road debris.
15. Electric slideout systems increase your living space with the push of a button.
16. Our Carefree® 12V Eclipse electric patio awning is quick and easy to use and provides shade for your outdoor gatherings.
17. Tinted safety glass windows cut down on glare.
18. Floor trusses under the Seneca create more storage space for all your travel needs.
19. Molded fiberglass front & rear caps are reinforced and dent resistant.
20. Diamond Shield™ clear protection film protects paint and finish from damaging road debris or weathering.



Smart Details

- 5 Interior Command Center™ lets you control all generator and slideout functions from one spot.
- 6 Hydraulic leveling jacks automatically adjust the Seneca to the optimal position with the push of a button.
- 7 6,000-watt Onan® Quiet Diesel generator features auto-changeover and Energy™ command center.
- 8 Outside utility center is designed for your convenience.
- 9 Large, one-piece polyethylene storage compartments feature pass-through access and keep bulky outdoor equipment close at hand but out of sight.



2008 Seneca Standards and Options

	HD ZX		HD ZX		HD ZX		HD ZX
Standard Bathroom Equipment		Power anti-lock brakes with power steering	• •	35,000 BTU furnace with auto-ignition	• •	One piece J-Stone® solid surface countertop w/integrated deep bowls	• •
6-panel residential-style passage doors	• •	Power windows and door locks	• •	1800 watt invertor	• •	Oversized oven	• •
Bar and towel ring	• •	Rubber body mounts	• •	50-amp, quick-connect power cord	• •	Recessed 3-burner range with 9,000-BTU SuperBurner™ and piezo igniter	• •
Cup holders, hooks for hanging items, and soap dish	• •	Tilt steering wheel	• •	56-lb. propane gas tank, chassis-mounted	• •	Residential linoleum floor in kitchen	• •
Glass shower door	• •	Transmission temperature gauge	• •	Black holding tank sprayer	• •	Sink/cutting board covers (2)	• •
Medicine cabinet with mirror	• •	Standard Construction Features		Conveniently placed water pump switches	• •	Splash guard, made of Plexiglas®	• •
Neo-angle shower with bath surround and glass shower door (select models)	• •	Bead-foam insulation (R-25 roof) (R-9 floor) (R-9 walls)	• •	Holding and fresh water tanks, ducted or radiant-heated	• •	Water purification system	• •
Oil-rubbed bronze fixtures	• •	Cabinetry crafted with screwed stile construction	• •	Hookup for city water	• •	Standard Safety Equipment	
Overhead cabinet above stool	• •	Electric-powered slideout	• •	Monitor panel for all systems	• •	Battery disconnect switch	• •
Porcelain stool with foot flush	• •	One-piece fiberglass roof	• •	Onan® 6000-watt Quiet Diesel generator with auto-changeover	• •	Carbon monoxide alarm	• •
Residential linoleum floor in bathroom	• •	Smooth Gel-coat fiberglass exterior walls	• •	Onan® energy command center	• •	Driver and passenger side air bags	• •
Skylight in shower with light (select models)	• •	TuffShell™ vacuum-bonded 5" laminated roof	• •	Outside shower	• •	Fire extinguisher	• •
Standard Bedroom Equipment		TuffShell™ vacuum-bonded laminated sidewalls	• •	Prep for satellite dish	• •	Lap safety belts (selected areas)	• •
19" High Definition LCD TV	• •	Unitized, 1 ½" laminated construction of floor	• •	Water heater bypass system	• •	Lock and dead bolt on entrance door	• •
Decorative headboard	• •	Welded tubular-aluminum sidewall framework	• •	Standard Interior Equipment		Multiple egress windows	• •
Halogen oil-rubbed bronze reading lights	• •	Standard Exterior Equipment		Cab over bunk with 19" High Definition LCD TV	• •	Propane alarm	• •
Large wardrobe in bedroom	• •	110V G.F.C.I. protected exterior receptacle	• •	Cable TV hookup with RG6 Coax	• •	Smoke alarm	• •
Pillow shams (2) (queen bed)	• •	80" tall fiberglass, radius cornered entrance door and screen door	• •	Crank-up antenna for TV with signal booster	• •	Third brake light	• •
Pleated night shades	• •	Carefree® 12V Eclipse™ electric patio awning	• •	Decorative oil-rubbed bronze lighting throughout	• •	Tinted safety glass window	• •
Queen bed with pillow-top mattress	• •	Door for dump valve access	• •	Decorative pillows for sofa	• •	Standard Cargo Equipment	
Quilted bedspread	• •	Dual slideout battery tray (2 batteries included)	• •	Decorative trim package	• •	3 - 9' tie down tracks	• •
Rear window	• •	Electric powered, double entrance step	• •	Entertainment Center in front, includes 26" High Definition LCD TV	• •	Non-skid fiberglass floor	• •
Under-bed storage, bed lifts easily on gas struts	• •	Front molded fiberglass cap	• •	Fluorescent and halogen lighting package	• •	Power aluminum lift gate, 1600 lb. capacity	• •
Standard Cab Equipment		Heavy-duty grab handle for entry assistance	• •	Heavy-duty stainless steel grab handle for entry assistance	• •	Retractable screen wall	• •
3 point, lap and shoulder safety belts	• •	Hydraulic leveling jacks	• •	Leather hide-a-bed sofa	• •	Sealed cargo bay door	• •
Auxiliary start switch	• •	One piece Polyethylene pass-through storage compartments	• •	Northridge Maple solid hardwood raised panel doors throughout	• •	White aluminum overhead cabinets w/ heavy duty handles	• •
Head liner is padded fabric	• •	Patio light with inside switch	• •	Padded vinyl ceiling throughout	• •	Optional Equipment	
Premium AM/FM stereo and CD player	• •	Rear molded fiberglass cap	• •	Padded wings behind cab	• •	19" LCD flat screen TV in cargo area	• •
Privacy curtains for cab area	• •	Roof ladder	• •	Pleated day/night shades throughout	• •	2 Folding sofas w/ table in cargo area	• •
Remote keyless entry	• •	Slideout awning topper main slideout	• •	Residential carpeting with padding (bedroom & living room)	• •	2nd A/C in cargo area	• •
Upgraded recliner(s) with full front/back adjustment and map pockets	• •	Top-hinged baggage doors	• •	Standard Kitchen Equipment		8 cu.ft. refrigerator w/ice maker	• •
Standard Chassis Equipment		Undercoating	• •	8-cu.ft. flush-mount refrigerator with double door	• •	8000 Watt diesel generator	• •
1000-watt engine block heater	• •	Utility center	• •	Ball bearing drawer guides throughout	• •	Cab over bunk w/ 19" LCD TV	• •
150-amp. alternator	• •	Standard Heat, Power and Water		Bi-fold recessed cover for stove	• •	Convection microwave	• •
6-speed automatic Allison® 1000 Series transmission with overdrive	• •	10 gal. gas/electric DSI auto-ignition water heater	• •	Booth dinette with comfortable seating mechanism	• •	CSA Standards	• •
8000 lb hitch with 7 pin plug	• •	12V demand water pump	• •	Drawer for silverware, divided for utensils	• •	Customer Value Package	• •
80-gal. fuel tank	• •	12V electrical system with 110V, 80-amp power converter	• •	Dream Dinette™ mechanism, raises and lowers dinette table top	• •	Dark Chestnut premium paint package	• •
A/C and cruise control from factory	• •	13,500 BTU low profile central A/C with digital thermostat, bedroom	• •	High rise single lever faucet with pull-out sprayer	• •	Diamond Shield™ paint protection film	• •
Alcoa® aluminum rims	• •	13,500 BTU low profile central A/C with digital thermostat and chill grill, living area	• •	Microwave oven GE 1.4 cu ft with carousel	• •	Dinette & sofa ensemble (36MS)	• •
All-wheel ABS (Anti-lock Braking System)	• •			Mini-blinds	• •	Electric, leather sofa	• •
Deluxe, heated, remote control, sideview mirrors	• •					Electric queen bed	• •
Dome lights	• •					Free-standing table and chairs (4)	• •
Dual chassis batteries	• •					Euro chair ILO recliner (35GS)	• •
Duramax® 6.6L diesel engine 330 HP	• •					Euro chair ILO swivel chair (n/a 35GS)	• •
Electronic exhaust restrictor	• •					Provincial glazed maple wood package	• •
Engine exhaust brake	• •					Racing Red premium paint package	• •
						Thermal pane tinted safety glass	• •

Specifications

Floorplan	Exterior Length	Exterior Height (with AC)	Gross Vehicle Weight Rating (lbs.)	Chassis and Engine Size	Wheel Base	Furnace, Auto-Ignition (BTUs)	Fresh Water Capacity (gal.) Includes Water Heater	Gray Wastewater Capacity (gal.)	Toilet/Black Wastewater Capacity (gal.)
34SS	35' 6"	144"	22,000 Chevy	Duramax 6600 V8 Turbo	239"	35,000	81.5	41	51
35GS	36' 6"	144"	22,000 Chevy	Duramax 6600 V8 Turbo	251"	40,000	81.5	41	51
36MS	37' 2"	144"	22,000 Chevy	Duramax 6600 V8 Turbo	260¼"	40,000	81.5	80	64
36FS	37' 3"	144"	22,000 Chevy	Duramax 6600 V8 Turbo	260"	40,000	81.5	41	51
35TM	35' 6"	144"	22,000 Chevy	Duramax 6600 V8 Turbo	251"	35,000	81.5	41	37


Unloaded Vehicle Weight (UUV): Sometimes referred to as "Dry Weight," UUV means the typical weight of this motorhome as built at the factory. The UUV, as used in product literature and other promotional materials, does not include cargo, fresh water, LP gas, options, or dealer-installed accessories.

Gross Vehicle Weight Rating (GVWR): GVWR means the maximum permissible weight of the motorhome, including the UUV plus passengers, personal items, all cargo, fluids, options and dealer-installed accessories. The GVWR is equal to or greater than the sum of the UUV and the CCC.

Cargo Carrying Capacity (CCC): CCC means the maximum weight of all passengers, personal items, food, fresh water, LP gas, tools, other cargo and dealer-installed accessories that can be carried by the motorhome. CCC is equal to or less than GVWR minus UUV. The addition of options will decrease the CCC.

It is important for your safety and enjoyment that you are aware of the weights and tow ratings of the RV you select. Consult a competent advisor

for questions or advice. Whether you are new to RVing or a veteran, get a feel for the performance of your RV before heading out on the roadways. When you tow a vehicle with your RV you must drive differently than when you drive a single vehicle. Practice hooking up, driving, backing up and braking in a safe environment or seek out professional instruction. Jayco affixes a weight label to each RV which lists weight information for that vehicle. Refer to that label to verify the vehicle will meet your requirements.



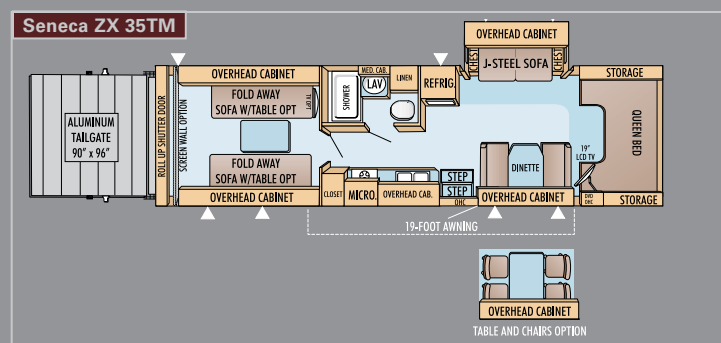
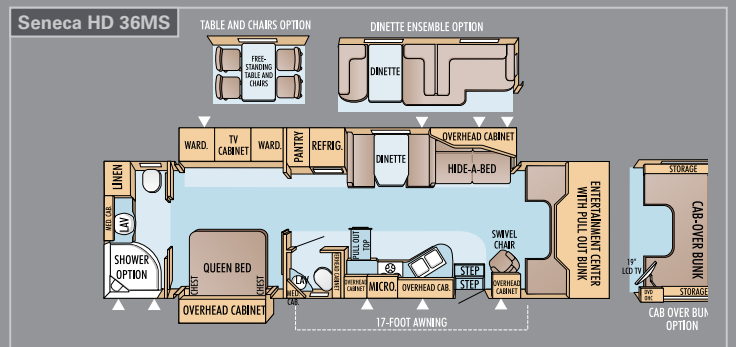
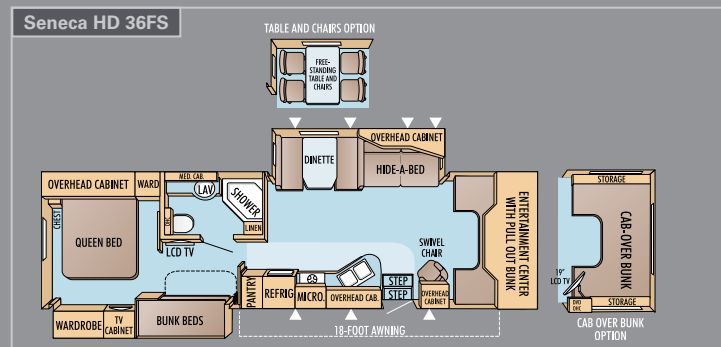
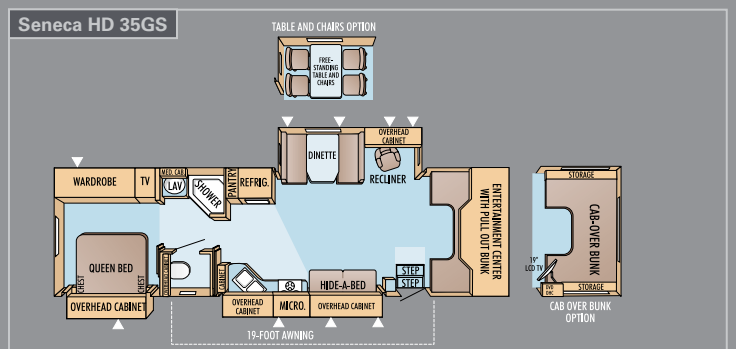
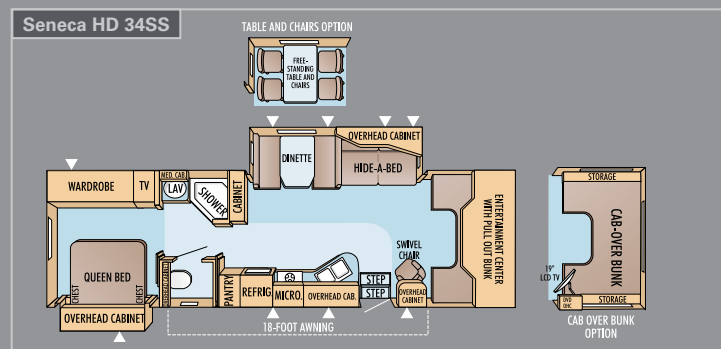
Customer Value Package

- 1 Attic fan
- 2 Back-up camera and monitor
- 3 Power, leather driver-side seat
- 4 Portable, outside gas grill with carrying case and steak plate
- 5 Exterior entertainment center

Also Includes:

- Bathroom power vent
- Home theater system, Dolby® Digital 5.1 surround sound with DVD
- Non-powered, leather passenger-side seat

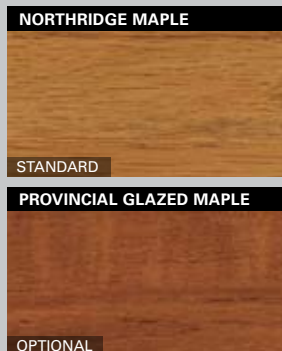
2008 Seneca Floorplans




Legend

- Carpet
- Vinyl Flooring
- LAV Bathroom Sink
- MICRO Microwave
- REFRIG Refrigerator
- WARD Wardrobe
- OHC Overhead Cabinets
- ▲ Outside Storage Compartments

Wood Selections



Interior Colors



- 1 Main Upholstery
- 2 Countertop
- 3 Chair Upholstery
- 4 Leather Driver/Passenger Seat & Main Upholstery
- 5 Bedspread
- 6 Carpet
- 7 Drapery
- 8 Accent Panel
- 9 Wallpaper Border



Customer First Roadside Assistance

Travel worry-free in your Seneca™ with Jayco's Customer First Roadside Assistance program, yours at no cost during your first year of ownership. This program is offered through Coach-Net®, the largest RV emergency road service in the country, and gives you immediate access to dependable roadside assistance and support services with a simple phone call.

- **Free** jump starts
- **Free** tire changes
- **Free** fuel delivery
- **Free** lockout service
- **Free** travelers checks
- 24-hour toll-free emergency message service
- Toll-free nationwide service appointment assistance
- **Free** custom trip routing and full color map service
- **Free** dispatch of on-site mechanical service
- \$1,000 auto theft or hit-and-run reward
- \$2,000 trip interruption reimbursement

We Back What We Build.

The Jayco Co-Pilot Warranty is a manufacturer's limited warranty. It comes from the people who build Jayco recreation vehicles to the people who buy them. Each Jayco is warranted to the original purchaser for twenty-four (24) months or twenty-four thousand (24,000) miles (mileage limitation applies to motorized products only), whichever occurs first, from the original date of purchase against defects in materials and workmanship. Jayco's limited warranty is not transferable. Go ahead and compare the Jayco warranty with other manufacturers' warranties. You'll find it's the best in the business!

For a copy of the limited warranty with full terms and conditions, ask your local Jayco dealer.



Your Jayco Dealer



AMERICA'S MOST LIVEABLE RVs.

Jayco, Inc., P.O. Box 460, Middlebury, IN 46540 www.jayco.com



Jayco proudly sponsors Tread Lightly!®, a nonprofit organization whose mission is to empower generations to enjoy the outdoors responsibly through education and restoration.



From RV insurance to extended warranties, JayPlus has it covered. Ask your Jayco dealer about our exclusive JayPlus program today.



As a Jayco owner, you can be part of the Jayco Jafari International Travel Club. Ask your dealer about the Jafari "flight" in your area, write Jayco or visit our website.

See dealer for further information and prices. All information in this brochure is the latest available at the time of publication approval. Jayco reserves the right to make changes and to discontinue models without notice or obligation. Photos in this brochure may show optional equipment and props for photography purposes. RVs built for sale in Canada may differ to conform to Canadian codes. RVQ is a registered trademark of Vitco, Inc. E-Z Lube is a registered trademark of the Dexter Axle Company. Carefree is a registered trademark of Carefree of Colorado. Dolby and the double-D symbol are registered trademarks of Dolby Laboratories. ©2008 Jayco, Inc. 08-SNCA-PL 0108-50K Printed in U.S.A.

